

FSI D60



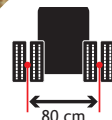
60HP HATZ DIESEL ENGINE



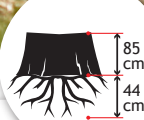
POWER-CUT
POWER-SWEEP
POWER-DRIVE



Max: 6.8 cm



80 cm



85 cm
44 cm



170 cm

NARROW ACCESS

Remove twin-wheels with a single bolt or retract tracks to decrease machine width



80 cm
115 cm



80 cm
123 cm

LARGE WORKING AREA

Cover up to 170 cm in one sideways sweep



170 cm

RADIO CONTROL

Obtain excellent visibility on the jobsite while operating from a safe distance with the Scanreco radio control



STAGE V

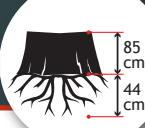
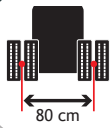
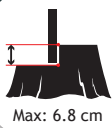
All FSI stump cutters are compliant with the latest legislative and emission standards



www.fsi.dk

STUMP CUTTERS • MADE IN DENMARK

POWER-CUT
POWER-SWEEP
POWER-DRIVE



fsi
power tech



FSI D60

Narrow stump cutter with powerful diesel engine

- Fast braking of cutter disc on disengaging
- Gear and V-belt drive for optimal power transmission
- Hydraulically controlled mechanical clutch
- Maintenance-free bearing housing at cutting head
- **FSI power-sweep** - intelligent sweep controller for top performance
- **FSI power-cut** - optimised cutting disc
- Scanreco radio control with extra battery, battery charger and cable
- Lockable storage space for radio remote control
- LED work light
- Flex chip guard for optimal chip collection
- Lockable access to fuel- and hydraulic filling points
- Easily accessible lashing & lifting points
- Tool set

FSI D60

- **FSI power-drive** - 4WD with electrohydraulic differential lock and 2-speed selection. 2WD HI speed for distance travel, 4WD LOW speed and increased traction for operating in terrain and during cutting
- Twin wheels with centre bolt for easy fitting/removing
- Integrated tool- and storage box

FSI D60 TRACK

- **FSI power-drive** - Tracks with 2 speed selection. HI speed for distance travel, LOW speed and increased traction for operating in terrain and during cutting
- Expanding and retracting rubber tracks

Engine	
Engine size / type	44 kW / 60 HP Hatz 3H50TICD
Fuel type	Diesel
Tank capacity	40 l
Cutting Head	
Cutter wheel	FSI power-cut
Diameter	570 mm
Tooth system	FSI 25 - 3 x rotatable
No. of teeth	16
Clutch	Hydraulically controlled mechanical clutch
Cutter wheel drive	T-gear and V-belt
Sweep system	FSI power-sweep
Cutting range	
Above ground level	85 cm
Below ground level	44 cm
Sweep width	170 cm
Max cutting depth	6.8 cm per sweep
Operation	
Control panel	Scanreco radio control

Drive system	4WD	TRACK
Ground drive	FSI power-drive	
Traction wheels	Ø450 x 210, 10 ply	N/A
Twin wheel	Ø450 x 210, 10 ply	N/A
Steering wheels	Ø450 x 180, 8 ply	N/A
Brake	Automatic	
Dimension	4WD	TRACK
Length	2945 mm (3020 with dozer)	
Width	800 mm	
	with twin wheels	1230 mm
	with extended tracks	1150 mm
Height	1395 mm	
Weight	1250 kg	1450 kg
Optionals	Dozer blade with extensions (+50 kg)	