


H 3

 2-5 tons [4,400-11,000 lb]

 max. 3 cm [1 inch]

Flail mulcher for attachment to hydraulic booms or excavators.

The lightweight H3 for mini excavators is ideal for maintaining green that is difficult to reach like waysides and riverbanks, and it mulches grass and bushes up to 3 cm [1 inch] in diameter. This mulcher is particularly productive despite the low hydraulic power demand. The casing is made of wear resistant steel, the adjustable support roller is reinforced and the float adapter is part of the standard configuration.


Standard version and specifications

- > Mulches grass and brush up to 3 cm [1"] Ø
- > Excavator category 2-5 tons [6,000-18,000 lb]
- > Chassis made of high tensile and wear-resistant steel AR400
- > Universal attachment interface
- > Float adapter
- > Indirect belt transmission
- > Transmission via motor of choice
- > Front protection with chains
- > Rear protection with rubber flap
- > Adjustable support roller
- > Triple helical rotor with SMW flails

Optional configuration and accessories

- > Y knives on shackle
- > Y knives Y-DUO
- > Individual interface plate for an excavator arm
- > 190° rotation plate
- > Hydraulic motors of choice
 - Variable displacement motor VARIO FLOW 22-45 cm³
 - Gear motor 11 cm³
 - Gear motor 17 cm³
- > DRAINLESS system with pressure accumulator including hoses and check valve



 www.youtube.com/seppimulcher

Specifications • H3

	60 cm [25"]	85 cm [33"]	105 cm [41"]	125 cm [49"]
Working width	60 cm [25"]	85 cm [33"]	105 cm [41"]	125 cm [49"]
Overall width	72 cm [28"]	97 cm [38"]	117 cm [46"]	137 cm [54"]
Depth	80 cm [31"]	80 cm [31"]	80 cm [31"]	80 cm [31"]
Height	66 cm [26"]	66 cm [26"]	66 cm [26"]	66 cm [26"]
Weight • base value w/o options	150 kg [330lb]	181 kg [400lb]	217 kg [478lb]	245 kg [540lb]
Belts	3	3	3	3
SMW flails • standard	6	9	9	12
Y knives on shackles • OPT-031	12	15	21	24
Y knives • OPT-458	9	12	18	24

Tools



Flail
SMW



Y knife on shackles
OPT-031



Y knife
OPT-458
Y-DUO

High-performance hydraulic drive



For this machine SEPPi M. offers both a variable displacement motor and various gear motors with relief valve.

The transmission system of the mulching head **H3** requires hydraulic flow rates from 20 to 90 l/min.

On request the mulcher comes with the **DRAINLESS** system, which is ideal for small excavators without a case drain hose. In this case the maximum hydraulic flow is recommended up to 50 l/m [13 gpm]*.

Your SEPPi M. dealer will help you choose the optimum motor for your application.

HYDRAULIC DRIVE

H3

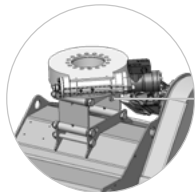
Pressure	150-250 bar [2,175-3,625 psi]
Case drain pressure	max. 1,5 bar [22 psi] *
Required hydraulic flow	20-90 l/min [5-24 gpm] *

Required hydraulic lines:

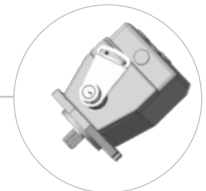
3 (pressure, return, drain*)

AR400

Robusto chasis
en acero antidesgaste



Hydraulic rotation
plate 190°
(option)



Several motors of
choice - here: variable
displacement motor



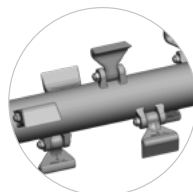
H3 *



Reinforced bearing
for a durable roller


With the standard
float adapter
the attached mulcher
follows the contours of the ground

FLOAT



Standard rotor
with SMW flails

HELIX ROTOR
TECHNOLOGY



Optional rotor
with Y knives

Rubber protection
and chains prevent
material ejection