

# STARFORST

max. 40 cm Ø      180-350 HP

## Strong and manoeuvrable - highest performance with minimum weight

**Strong:** With the powerful rotor and its hammers with inserts made of tungsten carbide STARFORST withstands powerful mulching & tilling operations.

**Manoeuvrable:** Thanks to the innovative 3-point linkage with automatic alignment, the machine is very mobile.

With ADAM the forestry machine can be raised and lowered deeply for fast and easy tilling of stumps: locate the mulcher on the top of the stump and till it down in one operation - and all that remains is a heap of wood chips!

### Standard version and specifications

- > Mulches bushes and wood up to 40 cm [16"]Ø

---

- > Working speed 0-5 km/h

---

- > 3 point rear linkage cat. 3 central fixed

---

- > 1000 rpm gearbox with freewheel

---

- > ADAM™ alignment system

---

- > Dual side belt transmission

---

- > Hydraulically operated hood

---

- > Replaceable wear plates made of wear resistant steel AR400

---

- > Reinforced skids, adjustable in height

---

- > Front- and rear protection with chains

---

- > Tempered counter cutters

---

- > Rotor with a combination of fixed hammers with tungsten carbide inserts MINI DUO and MONO PROTECT EXTREME

### Optional configuration and accessories

- > Combination of fixed hammers with tungsten carbide inserts MONO TIP V-LOCK and MONO PROTECT EXTREME

---

- > Centrifugal clutch

---

- > Mechanical guard frame (various models available)

---

- > Hydraulic guard frame (various models available)

---

- > Narrow skids



[www.youtube.com/seppimulcher](http://www.youtube.com/seppimulcher)

**NEW:** Overall width adapted to road traffic regulations  
⇒ for an optimal use of the working width

Specifications · STARFORST	Nominal Tractor Power 180-350 HP		
Working width	210 cm [83"]	235 cm [93"]	260 cm [102"]
Overall width	248 cm [98"]	273 cm [107"]	298 cm [117"]
Depth	137 cm [54"]	137 cm [54"]	137 cm [54"]
Height	125 cm [49"]	125 cm [49"]	125 cm [49"]
Weight (base value w/o options)	2.900 kg [6390lb]	3.140 kg [6920lb]	3.430 kg [7560lb]
Belts	2x5	2x5	2x5
Fixed hammers · MINI DUO + lateral	43+2	48+2	53+2
Fixed hammers · MONO TIP + lateral	61+2	68+2	75+2

### Tools



Fixed hammer  
MINI DUO

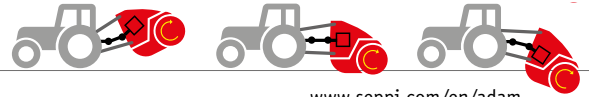


Fixed hammer  
MONO TIP V-LOCK



Lateral hammer  
EXTREME

### ADAM™ alignment system



#### ADAM™ alignment system (standard feature)

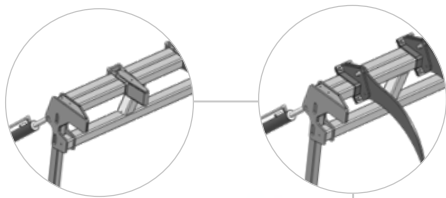
Hydraulic tilting of the mulcher by gear tracking with PTO shaft alignment. With the W-shaped angles the range of motion increases and the mulcher can be moved up- and downwards even higher. This angular adjustment protects the PTO shaft and the input shaft even at high loads and supports an ideal adaptation to the conditions of the roads. Advantages: longer service life of PTO and input-shaft, even deeper digging, working with an hydraulic alignment system is easier and faster.

[www.seppi.com/en/adam](http://www.seppi.com/en/adam)  
video ADAM™



#### STARFORST

Powerful mulcher with robust chassis with internal replaceable plates made of high tensile and wear resistant steel. The machine is completely covered and protected; easy access due to the hatch for service and maintenance.



Optional guard frame for felling operations and to protect the tractor

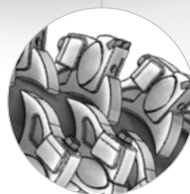


Machine interior completely covered, accessible via hatch

Lateral material deflectors


Height adjustable skids reinforced by additional steel plates

Heavy chains protect tractor and driver



HELIX ROTOR  
CARBIDE

Helical rotor with fixed carbide hammers for mulching wood and soil cultivation



COUNTER CUTTERS  
WEARPLATE

Reinforced chasis with replaceable wear-resistant steel plates  
5 rows of tempered counter cutters for a perfect mulching result